




Legend:													TTCOMP P/E multiple	18.73x		
	positive price movement											TTCOMP Div. Yield	1.56%			
	no price movement															
	negative price movement															
	Ticker	Year End	Price as @ May-20-2022	Price as @ May-27-2022	WTD change	YTD change	5 year change	10 year change	Trailing P/E	Trailing EPS	Trailing DIV	Trailing DIV Yield	Expected Div. Payment Dates	Market to Book Ratio	Fair Value Range	Recommendation
Banking																
FIRST CARIBBEAN INTL BANK	FCI	Oct-31	5.25	5.25	0.0%	-25.4%	-38.2%	-42.3%	N/A	0.63	0.135	2.57%	Jan, Apr, Jul, Oct	1.22	4.85 - 5.36	Marketperform
FIRST CITIZENS GROUP FINANCIAL HOLDINGS LIMITED	FCGFH	Sep-30	52.03	53.00	1.9%	23.2%	51.5%	N/A	19.27	2.75	1.500	2.83%	Jan, Feb, May, Aug	1.97	51.34 - 62.75	Marketperform
NCB FINANCIAL GROUP LTD	NCBFG	Sep-30	6.00	5.78	-3.7%	-28.9%	92.7%	167.6%	23.12	0.25	0.022	0.38%	Feb, May, Aug, Dec	1.99		
REPUBLIC FINANCIAL BANK	RFHL	Sep-30	140.01	140.02	0.0%	3.7%	29.1%	45.3%	16.89	8.29	4.050	2.89%	June, Dec	1.76	123.45 - 150.88	Marketperform
SCOTIABANK T'DAD & T'BGO	SBTT	Oct-31	77.92	78.00	0.1%	34.5%	32.6%	55.0%	21.37	3.65	3.500	4.49%	Jan, Apr, Jul, Oct	2.97	70.60 - 78.03	Marketperform
Sector Avg									20.16			2.63%				
Conglomerates																
ANSA MEAL	AMCL	Dec-31	55.55	55.79	0.4%	4.3%	-16.1%	1.4%	16.17	3.45	1.800	3.23%	Jun, Nov	1.23	42.79 - 47.29	Underperform
GRACEKENNEDY	GKC	Dec-31	5.98	5.96	-0.3%	54.8%	123.2%	38.9%	17.03	0.35	0.085	1.43%	Apr, Jun, Sept, Dec	2.24		
MASSY HOLDINGS LTD	MASSY	Sep-30	5.05	5.23	3.6%	-91.4%	-89.9%	-88.6%	12.76	0.41	0.143	2.72%	Jan, Jun	1.48	4.60 - 5.61	Marketperform
Sector Avg									15.32			2.46%				
Property																
PLIPDECO	PLD	Dec-31	3.08	3.08	0.0%	-2.2%	-16.8%	-35.0%	3.05	1.01	0.110	3.57%	May	0.04		
Sector Avg									3.05			3.57%				
Manufacturing I																
ANGOSTURA HLDS LTD	AHL	Dec-31	22.57	22.90	1.5%	39.6%	52.7%	195.5%	27.93	0.82	0.390	1.70%	Jul, Aug	3.12	18.42 - 22.51	Underperform
GUARDIAN MEDIA LTD	GML	Dec-31	3.10	3.04	-1.9%	-11.1%	-84.0%	-85.9%	30.40	0.1	0.050	1.64%	Jun, Nov	0.49		
NATIONAL FLOUR MILLS	NFM	Dec-31	1.80	1.65	-8.3%	-23.3%	-34.5%	135.7%	N/A	N/A	0.030	1.82%	July	0.74	1.46 - 1.61	Underperform
ONE CARIBBEAN MEDIA	OCM	Dec-31	4.00	4.00	0.0%	-17.4%	-79.9%	-65.2%	15.38	0.26	0.150	3.75%	Apr, Sep	0.41		
WEST INDIAN TOBACCO	WCO	Dec-31	23.50	23.50	0.0%	-33.62%	-44.5%	14.9%	15.67	1.50	1.420	6.04%	Apr, May, Aug, Nov	10.10	24.93 - 30.47	Outperform
UNILEVER CARIBBEAN	UCL	Dec-31	16.50	17.50	6.1%	5.11%	-70.8%	-46.2%	2.43	7.19	4.500	25.71%	Jun	0.88	20.22 - 22.35	Outperform
Sector Avg									18.36			6.78%				
Manufacturing II																
TRINIDAD CEMENT LTD	TCL	Dec-31	3.50	3.50	0.0%	40.0%	-20.5%	95.5%	8.75	0.4	0.000	0.00%	July	2.22	3.79 - 4.64	Outperform
Sector Avg												0.00%				
Trading																
AGOSTINI'S LTD	AGL	Sep-30	47.25	47.24	0.0%	96.9%	169.9%	248.4%	20.36	2.32	0.900	2.00%	Jan, Jun	1.81	42.45 - 46.92	Underperform
LJ WILLIAMS B'	LJWB	Mar-31	1.70	1.70	0.0%	13.3%	157.6%	80.9%	4.86	0.35	0.070	4.12%	Mar	1.53		
PRESTIGE HOLDINGS	PHL	Nov-30	7.08	7.00	-1.1%	-7.9%	-36.4%	0.0%	-18.42	-0.38	0.060	0.86%	May, Aug	1.52	6.22 - 6.87	Underperform
Sector Avg									2.27			2.32%				
Energy																
TRINIDAD AND TOBAGO NGL LTD	NGL	Dec-31	20.44	20.76	1.6%	22.1%	-1.1%	N/A	6.25	3.32	0.750	3.59%	Apr, Sept	0.65	22.90 - 27.99	Outperform
Sector Avg									6.25			3.59%				
Non-Banking Finance																
ANSA MERCHANT BANK	AMBL	Dec-31	45.00	45.00	0.0%	12.6%	12.2%	28.5%	12.57	3.58	1.200	2.67%	May, Oct	1.44	40.47 - 49.46	Marketperform
GUARDIAN HOLDINGS LTD	GHL	Dec-31	27.53	28.00	1.7%	34.0%	121.3%	93.1%	8.31	3.37	0.700	2.50%	Apr, Sept	1.39	29.98 - 33.13	Outperform
JMB GROUP LTD	JMMBGL	Mar-31	2.50	2.50	0.0%	30.2%	177.8%	197.6%	10.42	0.24	0.011	0.44%	Jul, Dec	1.86		
NATIONAL ENTERPRISES LTD	NEL	Mar-31	2.92	3.02	3.4%	-3.5%	-71.6%	-79.9%	N/A	1.47	0.000	0.00%	Nov, Dec	0.75	4.32 - 5.28	Outperform
Sector Avg									10.43			1.40%				
SME																
CINEMA ONE	CINE1	Sep-30	2.00	2.64	32.0%	-34.0%	N/A	N/A	N/A	-0.74	0.000	0.00%	N/A	0.59		
ENDEAVOUR HOLDINGS LIMITED	EHL	Apr-19	7.49	7.49	0.0%	0.0%	N/A	N/A	9.48	0.79	0.000	0.00%	Jan, April	0.44		Review
Sector Avg									9.48			0.00%				
USD Equities																
MPC Caribbean Energy Limited	MPCCEL	Dec-31	0.90	0.90	0.0%	-10.0%	N/A	N/A	N/A	-0.01	0.000	0.00%	Sept	0.99		
Sector Avg																
Mutual Fund Market																
CLICO INVESTMENT FUND	CIF	Dec-31	29.00	28.80	-0.7%	14.1%	27.3%	N/A	N/A	N/A	0.910	3.16%	Feb, Aug	0.96	29.54 - 32.64	Outperform
CALYPSO MACRO INDEX FUND	CALYP	Dec-31	18.52	20.50	10.7%	46.3%	N/A	N/A	N/A	N/A	0.310	1.51%	Jan, Apr, Jul, Oct	0.97	19.02 - 23.02	Marketperform

DISCLAIMER:

All information contained herein is obtained by JMMB® Investment Research from sources believed by it to be accurate and reliable. All opinions and estimates constitute the Analyst's judgment as of the date of the report. However, neither its accuracy and completeness NOR THE OPINION S BASED THEREON ARE GUARANTEED. As such NO WARRANTY, EXPRESS OR IMPLIED, AS TO THE ACCURACY, TIMELINESS OR COMPLETENESS OF THIS REPORT IS GIVEN OR MADE BY JMMB® IN ANY FORM WHATSOEVER. JMMBITT is a member of the JMMB Group and a registered broker dealer with TTSEC.